



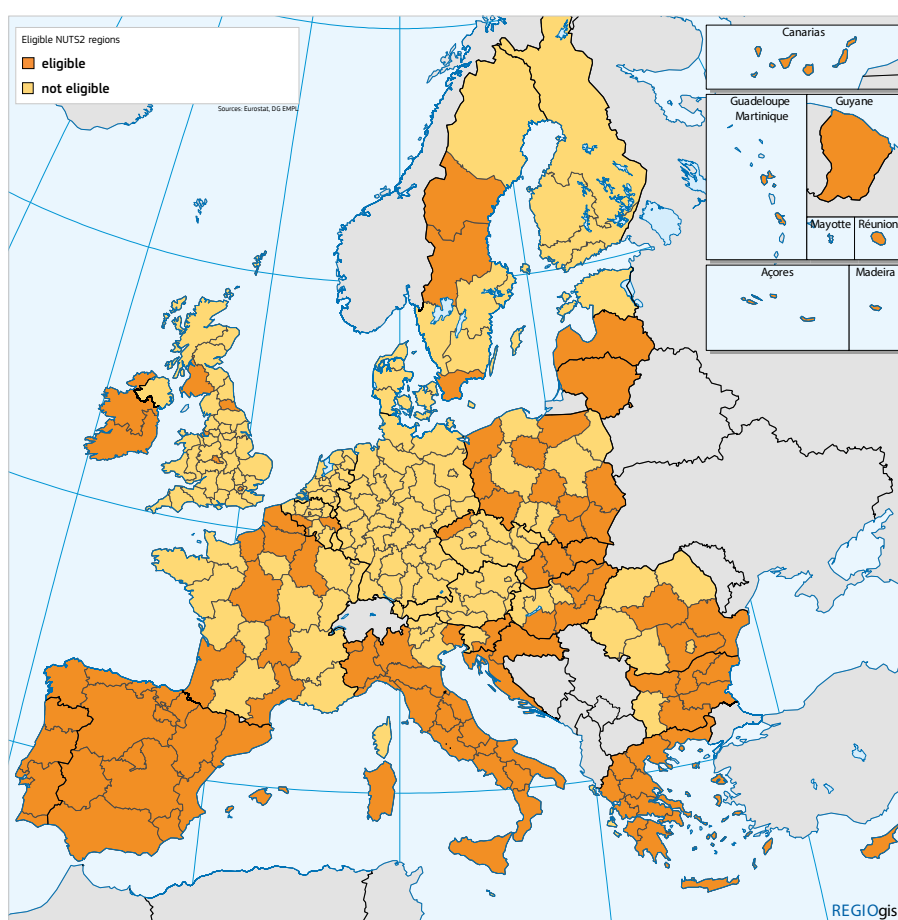
European  
Commission

## The Youth Employment Initiative

The Youth Employment Initiative (YEI) exclusively supports young people not in employment, education or training in regions experiencing youth unemployment rates above 25% in 2012.

On 4 February 2015, the European Commission proposed to advance funding of one billion euros from the Youth Employment Initiative (YEI) specific allocation to eligible EU Member States. This proposal has now been approved by the Council and the European Parliament. The YEI pre-financing rate in 2015 is increased up to 30%, currently it is at 1–1,5%. This will facilitate the flow of money and thus speed up the implementation of measures on the ground to help young people not in employment, education or training (NEETs).

The table below shows the YEI specific allocation (3.2. billion) and the increased pre-financing for 2015 from this allocation. Together with the pre-financing from the ESF corresponding support, in 2015 Member States will receive **1 billion euros**.



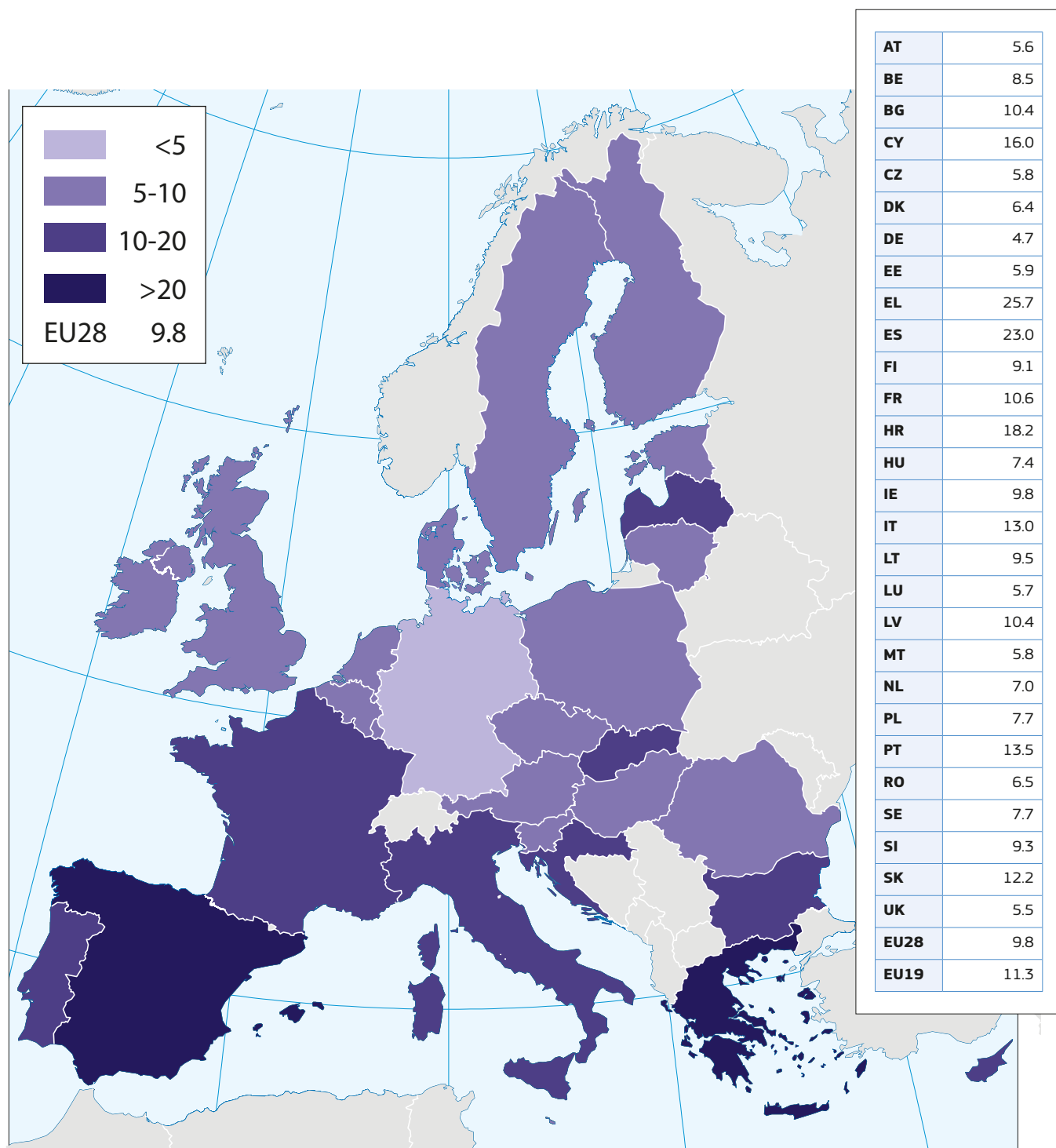
	Specific allocation to YEI	Pre-financing from the YEI specific allocation in 2015 (after increase)
BE	42 435 070	12 730 521
BG	55 188 745	16 556 624
CZ	13 599 984	4 079 995
IE	68 145 419	20 443 626
EL	171 517 029	51 455 109
ES	943 496 315	283 048 895
FR	310 161 402	93 048 421
HR	66 177 144	19 853 143
IT	567 511 248	170 253 374
CY	11 572 101	3 471 630
LV	29 010 639	8 703 192
LT	31 782 633	9 534 790
HU	49 765 356	14 929 607
PL	252 437 822	75 731 347
PT	160 772 169	48 231 651
RO	105 994 315	31 798 295
SI	9 211 536	2 763 461
SK	72 175 259	21 652 578
SE	44 163 096	13 248 929
UK	206 098 124	61 829 437
<b>Total</b>	<b>3 211 215 406</b>	<b>963 364 625</b>

## Allocations for each of the 20 eligible Member States

- In **Belgium** the YEI specific allocation is €42,435,070 for the period 2014–2015 (matched by the same amount from the ESF). The Initiative is programmed via two operational programmes (OP): Brussels and Wallonia which have been adopted by the Commission in December 2014. The increased pre-financing will reach €12,730,521.  
Unemployment rate in March 2015: 8.5%  
Youth unemployment rate in March 2015: 22.6% - 91 000 persons
- In **Bulgaria** the YEI specific allocation is €55,188,745 for the period 2014–2015 (matched by the same amount from the ESF). The Human Resources Development operational programme which includes the YEI has been adopted in November 2014. The increased pre-financing will reach €16,556,624.  
Unemployment rate in March 2015: 10.4%  
Youth unemployment rate in March 2015: 23.8% - 45 000 persons
- In **Cyprus**, the YEI specific allocation is €11,572,101 for the period 2014–2015 (matched by the same amount from the ESF). The programme was adopted in February 2015. The increased pre-financing will reach €3,471,630.  
Unemployment rate in March 2015: 16.0%  
Youth unemployment rate in March 2015: 33.2% - 14 000 persons
- In the **Czech Republic** the YEI specific allocation is €13,599,984 for the period 2014–2015 (matched by the same amount from the ESF). The operational programme is still under negotiations with the Commission and adoption is foreseen in spring 2015. The increased pre-financing will reach €4,079,995.  
Unemployment rate in March 2015: 5.8%  
Youth unemployment rate in March 2015: 14.5% - 53 000 persons
- In **Greece** the YEI specific allocation is €171,517,029 for the period 2014–2015 (matched by the same amount from the ESF). The operational programme for Human Resources Development, Education and Lifelong Learning which includes the YEI has been adopted in December 2014. The increased pre-financing will reach €51,455,109.  
Unemployment rate in January 2015: 25.7%  
Youth unemployment rate in January 2015: 50.1% - 149 000 persons
- **Spain** has the highest YEI specific allocation €943,496,315 for the period 2014–2015 (matched by the same amount from the ESF). The Youth Employment programme for Spain has been adopted in December 2014. The increased pre-financing will reach €283,048,895.  
Unemployment rate in March 2015: 23.0%  
Youth unemployment rate in March 2015: 50.1% - 780 000 persons
- In **France** the YEI specific allocation is €310,161,402 for the period 2014–2015 (matched by the same amount from the ESF). France has decided to programme a part (65%) of the YEI budget as a dedicated National OP. In addition 12 regional OPs cover the regions eligible for the YEI. The French YEI OP was the first one to be adopted in June 2014 and since then all regional French YEI OPs have been adopted. The increased pre-financing will reach €93,048,421.  
Unemployment rate in March 2015: 10.6%  
Youth unemployment rate in March 2015: 24.4% - 661 000 persons
- In **Croatia** the YEI specific allocation is €66,177,144 for the period 2014–2015 (matched by the same amount from the ESF). The ESF OP which includes the YEI support has been adopted in December 2014. The increased pre-financing will reach €19,853,143.  
Unemployment rate in March 2015: 18.2%  
Youth unemployment rate in March 2015: 45.5% - 80 000 persons
- In **Hungary** the YEI specific allocation amounts to €49,765,356 for the period 2014–2015 (matched by the same amount from the ESF). The relevant programme for Economic Development and Innovation which includes the YEI was adopted in February 2015. The increased pre-financing will reach €14,929,607.  
Unemployment rate in February 2015: 7.4%  
Youth unemployment rate in February 2015: 19.2% - 64 000 persons
- In **Ireland** the YEI specific allocation amounts to €68,145,419 for the period 2014–2015 (matched by the same amount from the ESF). The negotiations on the ESF OP which covers the YEI was adopted in February 2015. The increased pre-financing will reach €20,443,626.  
Unemployment rate in March 2015: 9.8%  
Youth unemployment rate in March 2015: 21.1% - 40 000 persons

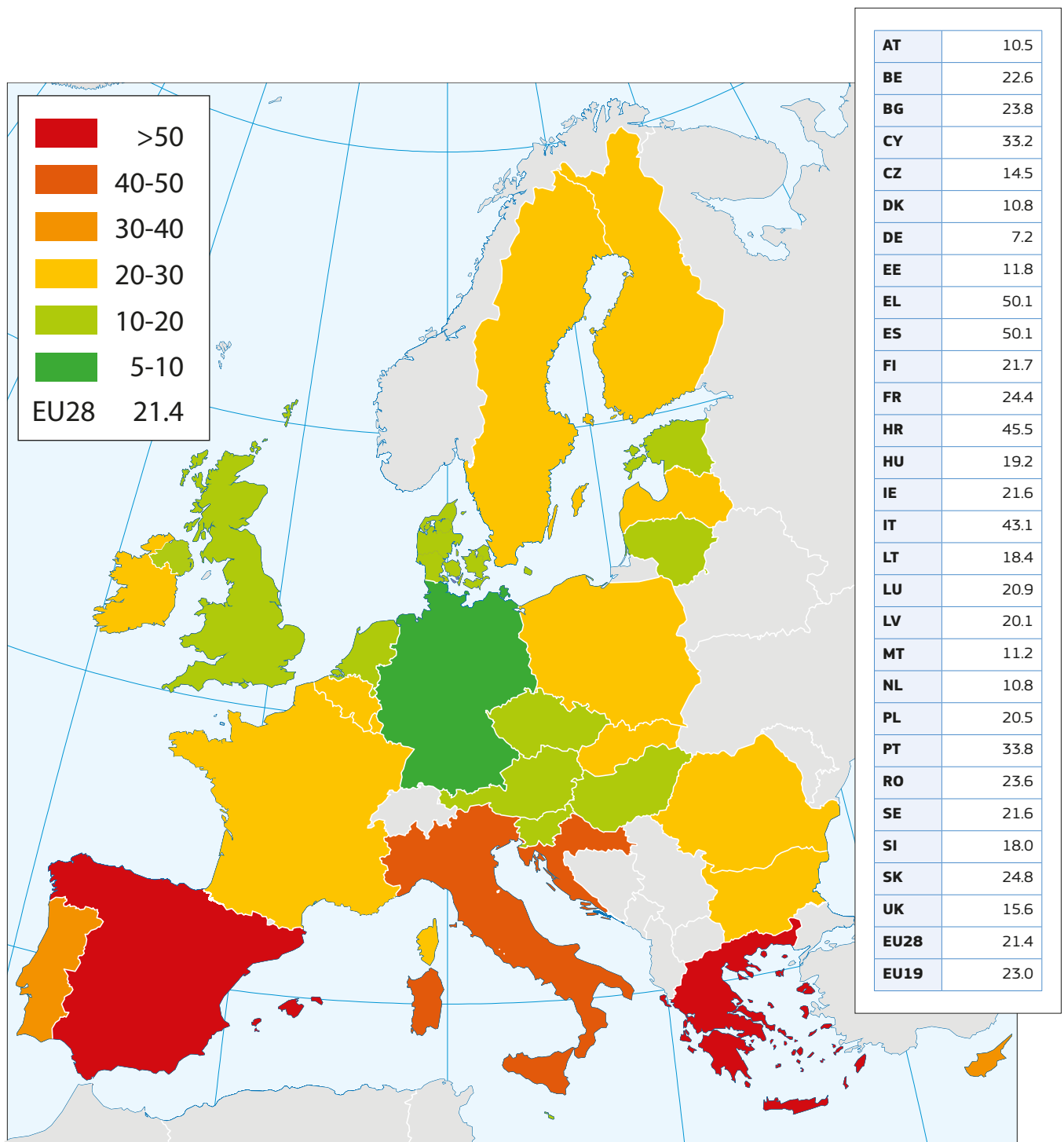
- In **Italy** the YEI specific allocation represents €567,511,248 for the period 2014–2015 (matched by the same amount from the ESF). The dedicated OP on the YEI is a national OP covering almost the whole territory and was adopted in July 2014. The increased pre-financing will reach €170,253,374.  
Unemployment rate in March 2015: 13.0%  
Youth unemployment rate in March 2015: 43.1% - 655 000 persons
- In **Lithuania** the YEI specific allocation represents €31,782,633 for the period 2014–2015 (matched by the same amount from the ESF). The YEI is programmed as part of the single multi-fund Operational Programme which has been adopted in September 2014. The increased pre-financing will reach €9,534,790.  
Unemployment rate in March 2015: 9.5%  
Youth unemployment rate in March 2015: 18.4% - 24 000 persons
- In **Latvia** the YEI specific allocation represents €29,010,639 for the period 2014–2015 (matched by the same amount from the ESF). The Growth and Employment programme which includes the YEI has been adopted in November 2014. The increased pre-financing will reach €8,703,192.  
Unemployment rate in December 2014: 10.4%  
Youth unemployment rate in December 2014: 19.3% - 16 000 persons
- In **Poland** the YEI specific allocation represents €252,437,822 for the period 2014–2015 (matched by the same amount from the ESF). The national ESF OP Knowledge Education Growth 2014–2020 which includes the YEI has been adopted in December 2014. The increased pre-financing will reach €75,731,347.  
Unemployment rate in March 2015: 7.7%  
Youth unemployment rate in March 2015: 20.5% - 294 000 persons
- In **Portugal** the YEI specific allocation represents €160,772,169 for the period 2014–2015 (matched by the same amount from the ESF). The YEI is part of the Social Inclusion and Employment programme adopted in December 2014. The increased pre-financing will reach €48,231,651.  
Unemployment rate in March 2015: 13.5%  
Youth unemployment rate in March 2015: 33.8% - 123 000 persons
- In **Romania** the YEI specific allocation amounts to €105,994,315 for the period 2014–2015 (matched by the same amount from the ESF). The Human Capital OP which includes the YEI was adopted in February 2015. The increased pre-financing will reach €31,798,295.  
Unemployment rate in March 2015: 6.5%  
Youth unemployment rate in December 2014: 23.6% - 159 000 persons
- In **Sweden** the YEI specific allocation represents €44,163,096 for the period 2014–2015 (matched by the same amount from the ESF). The YEI is part of the ESF Programme for Growth and Employment which was adopted in December 2014. The increased pre-financing will reach €13,248,929.  
Unemployment rate in March 2015: 7.7%  
Youth unemployment rate in March 2015: 21.6% - 143 000 persons
- In **Slovenia** the YEI specific allocation represents €9,211,536 for the period 2014–2015 (matched by the same amount from the ESF). The YEI is part of the Programme for Cohesion Policy adopted in December 2014. The increased pre-financing will reach €2,763,461.  
Unemployment rate in March 2015: 9.3%  
Youth unemployment rate in March 2015: 18.0% - 13 000 persons
- In **Slovakia** the YEI specific allocation represents €72,175,259 for the period 2014–2015 (matched by the same amount from the ESF). The Human Resources OP which covers the YEI was adopted in December 2014. The increased pre-financing will reach €21,652,578.  
Unemployment rate in March 2015: 12.2%  
Youth unemployment rate in March 2015: 24.8% - 54 000 persons
- In the **United Kingdom** the YEI specific allocation amounts to €206,098,124 for the period 2014–2015 (matched by the same amount from the ESF). The UK has programmed the YEI in two programmes: the Scottish OP which has been adopted in December 2014 and the England OP for which discussions are still ongoing (adoption expected in summer 2015). The increased pre-financing will reach €61,829,437.  
Unemployment rate in January 2015: 5.5%  
Youth unemployment rate in January 2015: 15.6% - 704 000 persons

## Unemployment rate (%), March 2015




Source: Eurostat 2015

## Youth (under 25s) unemployment rate (%), March 2015



Source: Eurostat 2015

# Rate of young persons not in employment, education or training (NEETs) - 2014 (%)



Source: Eurostat 2014